

.165"(4.20mm) pitch Power connectors



CW4201 Series

- * Poles:2-24
- * Material:Insulator:NYLON66 UL94V-2
- * Contact:1.14mm(.045") square pin,brass,tin plated
- * Mates with CH4201 series housing

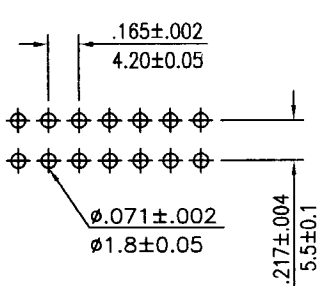
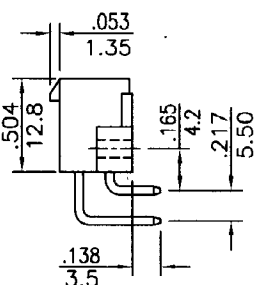
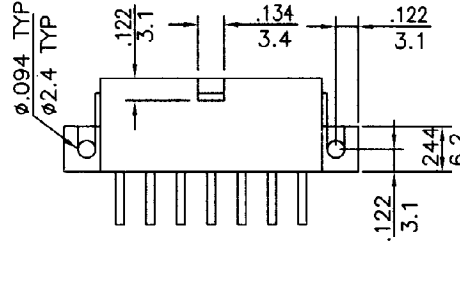
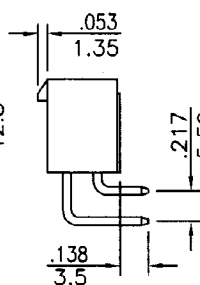
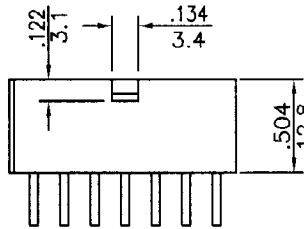
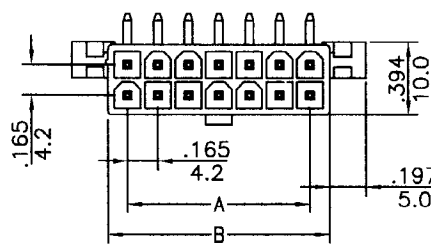
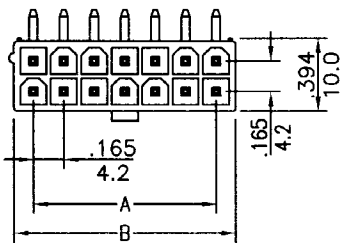
Specifications

- * Current rating: 8A AC, DC
- * Voltage rating: 500V AC, DC
- * Temperature range: -25°C~+85°C
- * Insulation resistance: 1,000MΩ min.
- * Withstand voltage: 1500V AC/minute
- * Applicable PC board thickness: .063" (1.6mm)

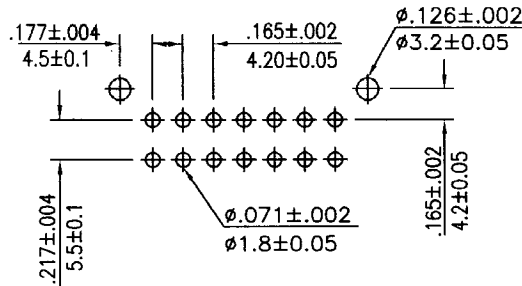
inches
mm

P/N: CW4201R-2xXX

P/N: CW4201RA-2xXX



P.C. Board Layout



P.C. Board Layout

CIRCUITS	PART NO.	PART NO.	DIMENSION in.(mm)	
			A	B
2	CW4201R-2X1	CW4201RA-2X1		0.213(5.4)
4	CW4201R-2X2	CW4201RA-2X2	0.165(4.20)	0.378(9.6)
6	CW4201R-2X3	CW4201RA-2X3	0.331(8.40)	0.543(13.8)
8	CW4201R-2X4	CW4201RA-2X4	0.496(12.60)	0.709(18.0)
10	CW4201R-2X5	CW4201RA-2X5	0.661(16.80)	0.874(22.2)
12	CW4201R-2X6	CW4201RA-2X6	0.837(21.00)	1.039(26.4)
14	CW4201R-2X7	CW4201RA-2X7	0.992(25.20)	1.205(30.6)
16	CW4201R-2X8	CW4201RA-2X8	1.157(29.40)	1.370(34.8)
18	CW4201R-2X9	CW4201RA-2X9	1.323(33.60)	1.535(39.0)
20	CW4201R-2X10	CW4201RA-2X10	1.488(37.80)	1.701(43.2)
22	CW4201R-2X11	CW4201RA-2X11	1.654(42.00)	1.866(47.4)
24	CW4201R-2X12	CW4201RA-2X12	1.819(46.20)	2.031(51.6)