

.079"(2.00mm) pitch dual row headers

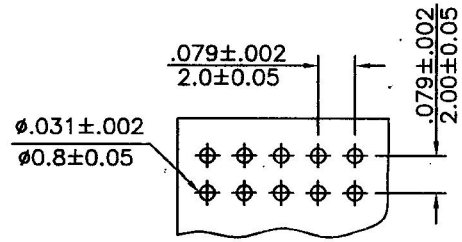


CW2012 Series

- * Poles: 2x2~2x20
- * Material: Insulator: NYLON 66 UL94V-0
- * Contact: 0.50mm(.020") square pin, brass, tin plated
- * Mates with CH2012-XX series housing

Specifications

- * Current rating: 2A AC, DC
- * Voltage rating: 250V AC, DC
- * Temperature range: -25°C~+85°C
- * Insulation resistance: 1,000MΩ min.
- * Withstand voltage: 800 AC/minute

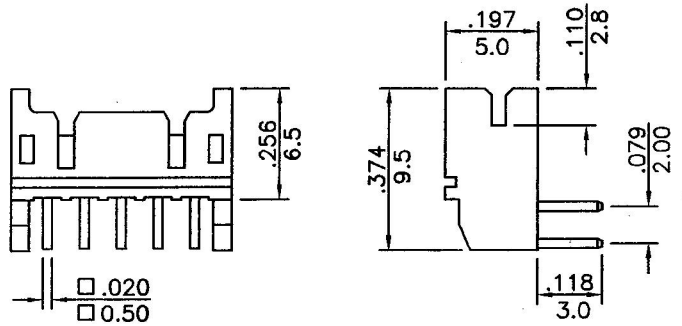
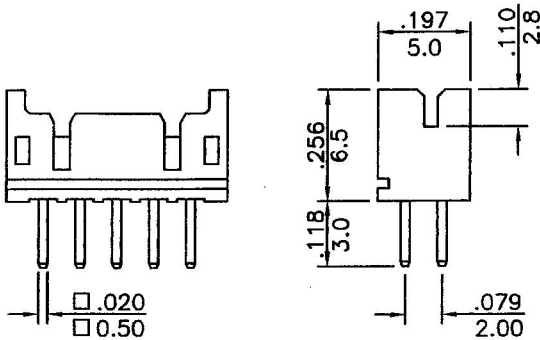
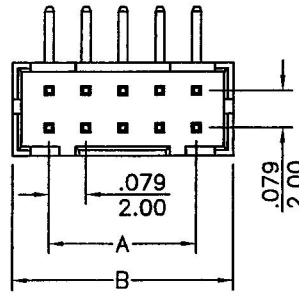
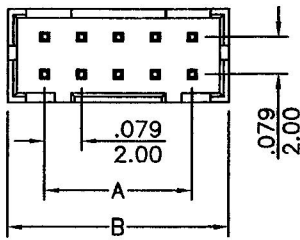


P.C. Board Layout

P/N: CW2012S-2xXX
Straight Angle

P/N: CW2012R-2xXX
Right Angle

inches
mm



CKTS	PART NO.	DIM. "A"	DIM. "B"	CKTS	PART NO.	DIM. "A"	DIM. "B"
4	CW2012X-2x2	0.079(2.00)	0.232(5.9)	22	CW2012X-2x11	0.787(20.00)	0.941(23.9)
6	CW2012X-2x3	0.157(4.00)	0.311(7.9)	24	CW2012X-2x12	0.866(22.00)	1.020(25.9)
8	CW2012X-2x4	0.236(6.00)	0.390(9.9)	26	CW2012X-2x13	0.945(24.00)	1.098(27.9)
10	CW2012X-2x5	0.315(8.00)	0.469(11.9)	28	CW2012X-2x14	1.024(26.00)	1.177(29.9)
12	CW2012X-2x6	0.394(10.00)	0.547(13.9)	30	CW2012X-2x15	1.102(28.00)	1.256(31.9)
14	CW2012X-2x7	0.472(12.00)	0.626(15.9)	32	CW2012X-2x16	1.181(30.00)	1.335(33.9)
16	CW2012X-2x8	0.551(14.00)	0.705(17.9)	34	CW2012X-2x17	1.260(32.00)	1.413(35.9)
18	CW2012X-2x9	0.630(16.00)	0.783(19.9)	40	CW2012X-2x20	1.496(38.00)	1.650(41.9)
20	CW2012X-2x10	0.709(18.00)	0.862(21.9)				