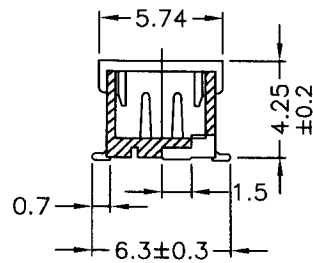
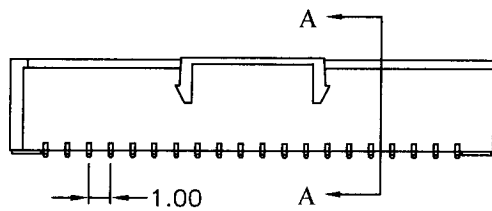
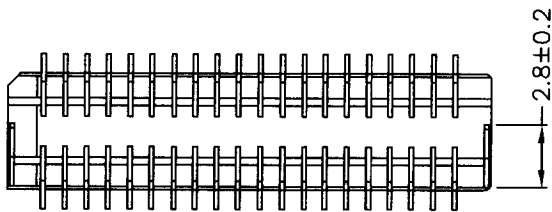


RECOMMENDED P. C. BOARD PATTERN DIM



SECTION A - A



Specifications

Electrical

Voltage Rating : 50V AC DC

Current Rating : 1.0A AC DC

Contact Resistance : Initial value/20mΩ max

After environmental testing/40mΩ max

Insulation Resistance : 100MΩ min

Temperature Range : -25°C~+85°C

Withstanding voltage : 500V AC/minute

Material and Finish

Header contact : Phosphor bronze,nickel-undercoated,
tin-plated or gold-plated

Water : Glass-filled polyamide,UL94V-0,natural(ivory)

Solder tap : Brass,copper-undercoated,tin/lead-plated

Circuits	Dimension mm (in)		Part No.
	A	B	
2*10	9.0(.354)	12.3(.484)	CW1002S-2*10
2*15	14.0(.551)	17.3(.681)	CW1002S-2*15
2*20	19.0(.748)	22.3(.878)	CW1002S-2*20
2*25	24.0(.945)	27.3(1.075)	CW1002S-2*25

詮盛企業股份有限公司 CHIEN SHERN ENTERPRISE CO.,LTD.	TITLE	SHD 1.00mm Wire to Board Wafer SMT 180°	TOLERANCE	DRAWN	許建華	DATE	2011.05.10		
	PART NO.	CW1002S-2*XX	DIM. .0 ±0.30	CHECK		DATE			
	DWG.NO.	CW1002S-2*XX	.00 ±0.20	APPROVE		DATE			
			.000 ±0.10	SCALE	3:1	UNIT	mm	REV.	01