

.039"(1.00mm) pitch single row Headers SMT TYPE



CW1001 Series

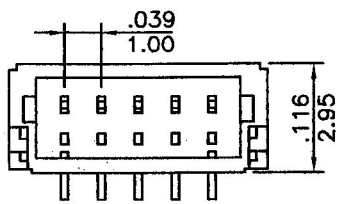
- * Poles: 2-16&20P
 - * Insulator: high temperature plastic UL 94V-0
 - * Contact: Phosphor bronze Tin/plated
 - * Mates with CH1001 series housing
- ### Specifications
- * Current rating: 1A AC, DC
 - * Voltage rating: 50V AC, DC
 - * Temperature range: -25°C~+105°C
 - * Insulation resistance: 100MΩ min.
 - * Withstand voltage: 500 AC/minute

ORDERING CODE

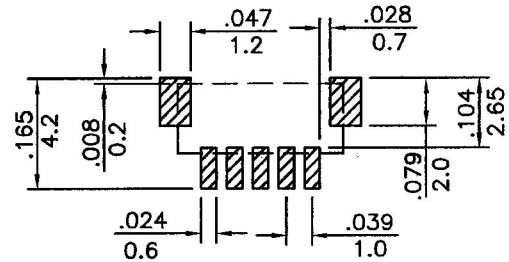
CW1001X - XX M X
 1 2 3 4

1. SERIES NO
2. NO. OF CIRCUIT
3. CONTACT PLATED:
M= Matt Tin/Plated
4. PACKING OPTION:
0= TUBE
1= TAPE REEL

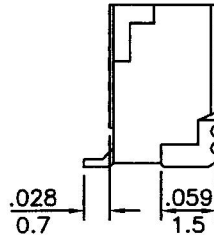
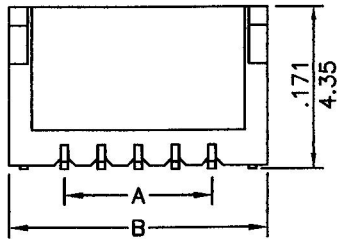
P/N: CW1001S-XXMX (180°)



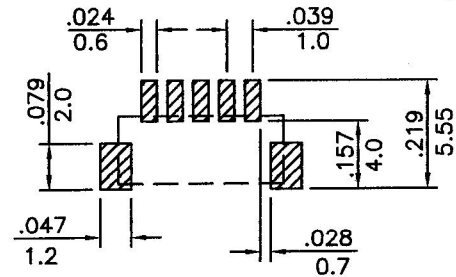
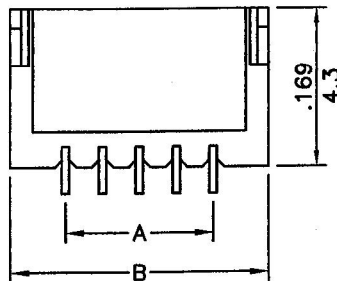
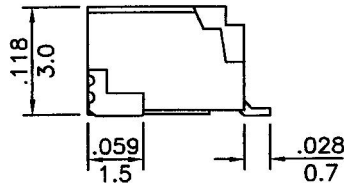
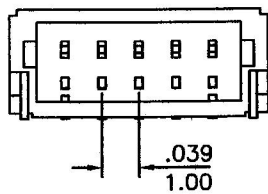
inches
mm



P.C.B. LAYOUT



P/N: CW1001R-XXMX (90°)



P.C.B. LAYOUT

CIRCUITS	PART NO.	DIMENSION in.(mm)		CIRCUITS	PART NO.	DIMENSION in.(mm)	
		A	B			A	B
2	CW1001X-02	0.039(1.0)	0.157(4.0)	10	CW1001X-10	0.354(9.0)	0.472(12.0)
3	CW1001X-03	0.079(2.0)	0.197(5.0)	11	CW1001X-11	0.394(10.0)	0.512(13.0)
4	CW1001X-04	0.118(3.0)	0.236(6.0)	12	CW1001X-12	0.433(11.0)	0.551(14.0)
5	CW1001X-05	0.157(4.0)	0.276(7.0)	13	CW1001X-13	0.472(12.0)	0.590(15.0)
6	CW1001X-06	0.197(5.0)	0.315(8.0)	14	CW1001X-14	0.512(13.0)	0.630(16.0)
7	CW1001X-07	0.236(6.0)	0.354(9.0)	15	CW1001X-15	0.551(14.0)	0.670(17.0)
8	CW1001X-08	0.276(7.0)	0.394(10.0)	16	CW1001X-16	0.590(15.0)	0.709(18.0)
9	CW1001X-09	0.315(8.0)	0.433(11.0)	20	CW1001X-20	0.748(19.0)	0.866(22.0)