

.100"(2.54mm) Pitch IDC BOX Headers



CW2541X-XX SERIES

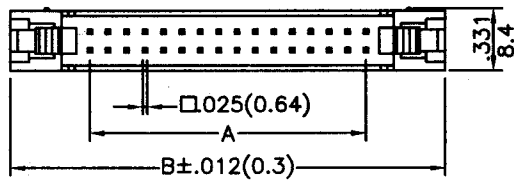
- * Poles: 10-64
 - * Material: Insulator: PBT UL94V-0 BLACK
 - * Contact: 0.64mm (.025") square pin, brass
 - * Mates with CI2540 series housing
- ### SPECIFICATIONS
- * Current rating: 3A AC, DC
 - * Voltage rating: 250V AC, DC
 - * Temperature range: -40°C ~ +105°C
 - * Insulation resistance: 5000MΩ min.
 - * Withstand voltage: 1000V AC/minute
 - * Applicable PC board thickness: .063"(1.6mm)

ORDERING CODE

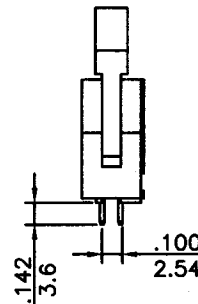
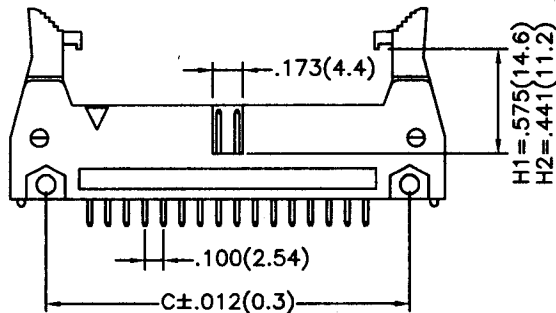
CW2541 X - XX H1
 1 2 3 4

1. SERIES NO.
2. ANGLE OPTION
 S=STRAIGHT
 R=RIGHT ANGLE
3. NO. OF CIRCUITS
4. LATCH OPTION
 H1=FOR IDC SOCKET W/BASIC PARTS & STRAIN RELIEF
 H2=FOR IDC SOCKET W/BASIC PARTS W/O STRAIN RELIEF

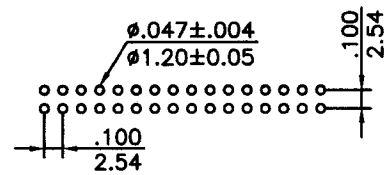
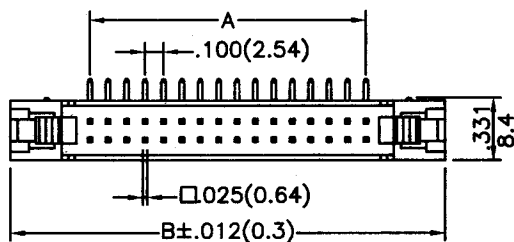
P/N: CW2541S-XXHX



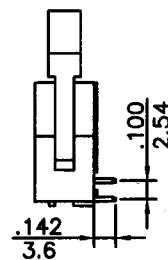
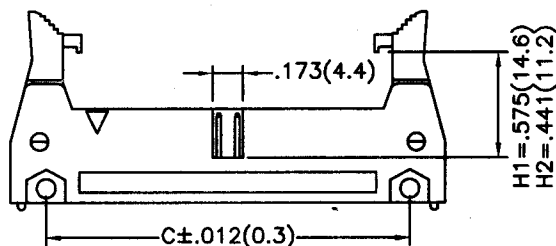
inches
mm



P/N: CW2541R-XXHX



P.C Board Layout



CKTS	DIMENSION in.(mm)			CKTS	DIMENSION in.(mm)		
	A	B	C		A	B	C
10	0.400(10.16)	1.260(32.0)	0.860(21.84)	30	1.400(35.56)	2.260(57.4)	1.860(47.24)
14	0.600(15.24)	1.461(37.1)	1.060(26.92)	34	1.600(40.64)	2.461(62.5)	2.060(52.32)
16	0.700(17.78)	1.559(39.6)	1.160(29.46)	40	1.900(48.26)	2.760(70.1)	2.360(59.94)
20	0.900(22.86)	1.760(44.7)	1.360(34.54)	50	2.400(60.96)	3.260(82.8)	2.860(72.64)
24	1.100(27.94)	1.960(49.8)	1.560(39.62)	60	2.900(73.66)	3.760(95.5)	3.360(85.34)
26	1.200(30.48)	2.059(52.3)	1.660(42.16)	64	3.100(78.74)	3.961(100.6)	3.560(90.42)